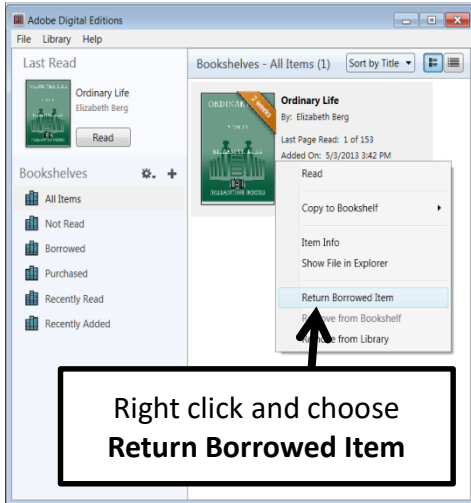


Return your Nook eBook before the due date

On your computer,
launch Adobe Digital Editions
(No need to connect your device)

In the Library View:

1. Right click your mouse while hovering over the book.
(or control-click for Mac)
2. Select **Return Borrowed Item**.



3. Delete the title on your device

Fort Madison Public Library

1920 Avenue E
Fort Madison, IA 52627

www.FortMadisonLibrary.org

Library Hours

Monday-Wednesday...9:30 AM-
6:00PM
Thursday...9:30AM – 5:00 PM
Friday...9:30AM- 5:00PM
Saturday 10AM-3PM

Phone Number

319-372-5721

eBook borrowing

3 titles per Person
Borrow for up to 14 days
No overdue fees

Borrow
Library eBooks
For

Nook

and other ePub readers



**Fort Madison Public
Library
OverDrive
eBook & audiobook
download
service**



Download Digital Editions

Visit www.adobe.com, search for **Digital Editions**, then click **Download**.

Follow the installation instructions.
(You will also need to authorize with a free Adobe account)

1. Visit the Library eBook Catalog:
bridges.overdrive.com

2. Click the Sign In button and select your library. (Hint: type the first letter of your library to jump to that part of the alphabet.)

Sign in

SELECT YOUR LIBRARY FROM THE LIST BELOW:



Please enter your library patron number:

Login

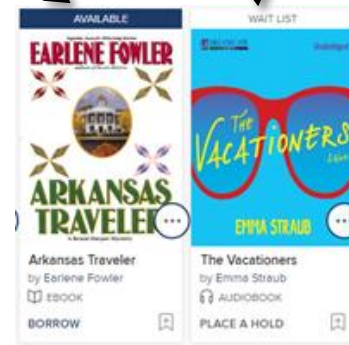
3. Enter your entire Library Card number then click **Login**

4. Search or browse for a title



Available

Checked out



5. Click cover, then **Borrow** (set your loan period here)

BORROW FOR 14 DAYS

(To **Place a Hold**, click and enter your email. You will be notified when it is available.)

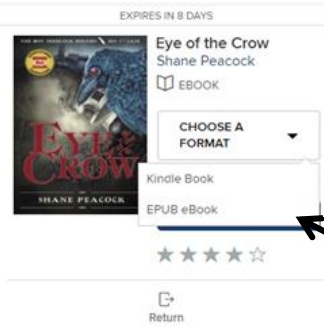
6. Click **My account** or the 3 book image to go to your Loans.

My account

Loans
Holds
Wish list
Recommendations
Settings

Sign out


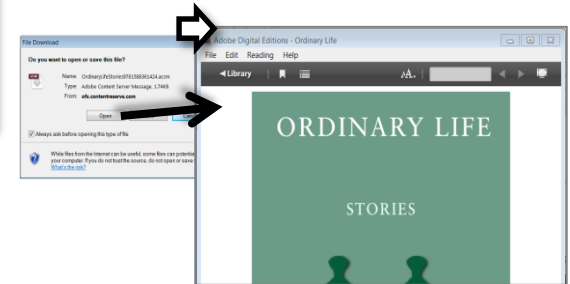
7. Select **EPUB eBook** as your format.



8. Then **Confirm**.

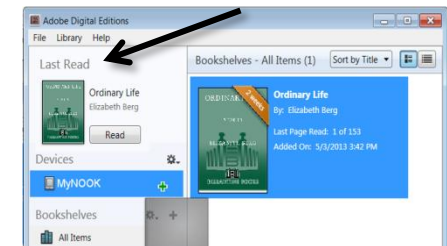


9. A file will download to your computer, find and click the eBook and the book will open in Digital Editions. Click **Library** in top left corner.



Connect your device to a computer with its USB cord.

10. Click and drag the title over your eReader's name and when you see the green plus, drop the eBook to send to your device.



On your device

For Simple Nook: look for the borrowed eBook in "Library" then "My Files". For some versions of the Nook "Digital Editions."